

Amarr® Heritage™

Premium Heavy-Gauge Steel Garage Doors



Long Panel design with Prairie DecraGlass in Walnut

Style and beauty that stand the test of time. Choose from four traditional or carriage house designs to create the steel garage door you always wanted. The Amarr Heritage collection provides a low-maintenance, 2" thick heavy-gauge steel door with a lifetime warranty and designed to reduce the risk of serious finger and hand injuries. The Amarr Heritage collection – great looks for years to come.

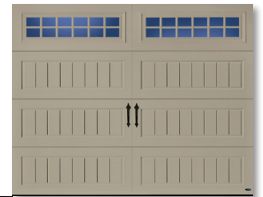


Long Bead Board design with Moonlite DecraTrim in True White with Blue Ridge handles and hinges

Short Panel with Americana DecraGlass (SP57)



Long Bead Board with Stockton DecraTrim (LPBB20) **NEW**



Flush Panel (FP)* with Short Panel Obscure windows



Bead Board with Trellis DecraGlass (BB76) **NEW**




Recessed with Arched Thames DecraTrim (RE31) **NEW**




PANEL DESIGNS

TRADITIONAL


SP • SHORT PANEL



LP • LONG PANEL



FP • FLUSH PANEL*




RP • RIBBED PANEL*




*Available in Amarr Heritage HR3000 only.

CARRIAGE HOUSE **NEW**


BB • BEAD BOARD




LPBB • LONG BEAD BOARD



RE • RECESSED



RS • RAISED



WARRANTY

LIMITED
LIFETIME
WARRANTY

Amarr® Heritage™

Construction



HR1000 Single-Layer: Steel




- Heavy-duty Exterior Steel
- Durable, Reliable, Low Maintenance

HR2000 Double-Layer: Steel + Insulation



- Heavy-duty Exterior Steel
- Durable, Reliable, Low Maintenance
- Environmentally Safe Polystyrene Thermal Insulation with Vinyl Backing
- Energy Efficient
- Quiet Operation

HR3000 Triple-Layer: Steel + Insulation + Steel



- Heavy-duty Exterior and Interior Steel
- Durable, Reliable, Low Maintenance
- Environmentally Safe Polystyrene Thermal Insulation
- Superior Energy Efficiency
- Extra Quiet Operation

Specifications

	AMARR HERITAGE HR1000	AMARR HERITAGE HR2000	AMARR HERITAGE HR3000
PANEL DESIGNS			
Short	•	•	•
Long	•	•	•
Flush			•
Ribbed			•
Carriage House† NEW	4 Designs	4 Designs	4 Designs
INSULATION¹		Polystyrene	Polystyrene
R-VALUE²		6.64	9.05
DOOR THICKNESS	2" (5.1cm)	2" (5.1cm)	2" (5.1cm)
STEEL THICKNESS	24 ga	24 ga	24/27 ga
INSULATED GLASS OPTION³			•
WIND LOAD³ AVAILABLE	•	•	•
PAINT FINISH WARRANTY⁴	Lifetime	Lifetime	Lifetime
WORKMANSHIP/HARDWARE WARRANTY⁴	3 Years	5 Years	Lifetime

¹ Insulation has passed self-ignition, flamespread and smoke developed under fire testing.

² Calculated door section R-value is in accordance with DASMA TDS-163.

³ It is your responsibility to make sure your garage door meets local building codes.

⁴ For complete warranty details, visit amarr.com or contact your local Amarr dealer.

† Price upcharge applies.

Colors

Actual paint colors may vary from samples shown.



Amarr Color Zone†
Over 600 SnapDry™ paint colors. Approved color list is at amarr.com/amarr_color_zone. Check your local Sherwin-Williams store for SnapDry paint chips.



Woodgrain finishes are dual directional for all panel designs. † Price upcharge applies. Amarr doors are pre-painted; homeowners can use exterior latex paint for custom colors. Visit amarr.com for painting instructions. Painting your garage door voids the warranty.



Decorative Hardware

Available for carriage house designs.



Add a finishing touch to your garage door with decorative handles and hinges. Available in Aluminum, Stamped Steel and Magnetic ABS Vinyl collections. Visit amarr.com for complete decorative hardware options.

Door specifications and technical data subject to change without notice.

Entrematic, Amarr and Heritage as words and logos are trademarks owned by Entrematic Group AB or companies within the Entrematic Group.

©Entrematic Group AB 2019. All rights reserved. Printed in USA Form #6340819/30M/GVS

Sectional door products from Entrematic may be the subject of one or more U.S. and/or foreign, issued and/or pending, design and/or utility patents.

Glass Options

Insulated glass available in Clear, Frost and Dark Tint.

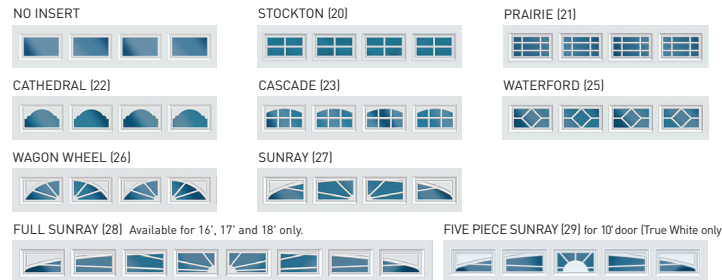


† Price upcharge applies.

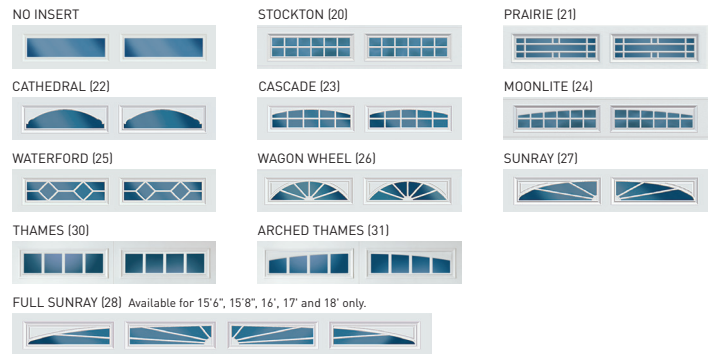
DecraTrim Window Inserts

Available with Clear, Obscure, Frost or Dark Tint glass.

SHORT PANEL for traditional designs.



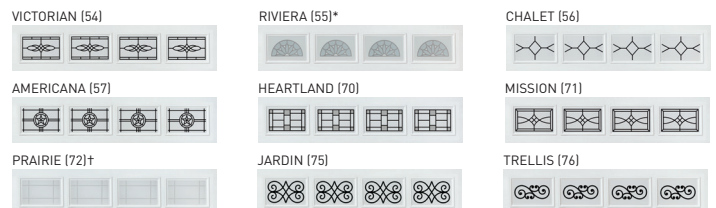
LONG PANEL for traditional and carriage house designs.



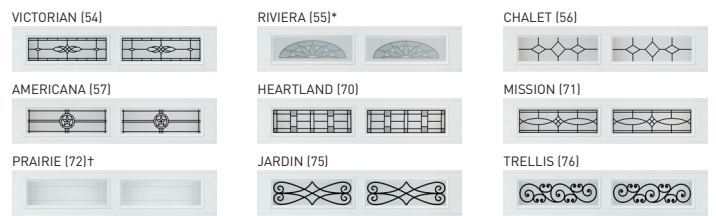
DecraGlass™ Windows

Tempered obscure glass with baked-on ceramic designs.

SHORT PANEL for traditional designs.




LONG PANEL for traditional and carriage house designs.



*Clear glass with printed frost pattern. †Obscure glass with v-groove.

Mosaic Window Options

Available for traditional designs.



The choice is yours.

Add visual interest to your contemporary, mid-century modern or transitional home. With Mosaic Window Options you decide the number and location of windows to create the door design you want. Visit amarr.com/mosaic for design inspirations.



Entrematic
165 Carriage Court
Winston-Salem, NC 27105
800.503.DOOR
www.amarr.com

